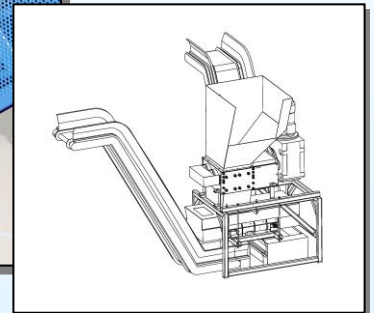
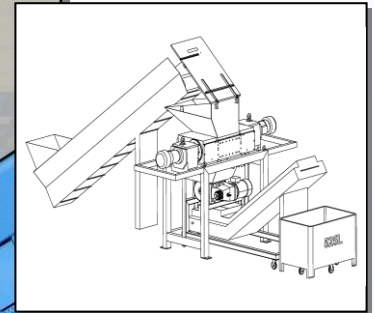
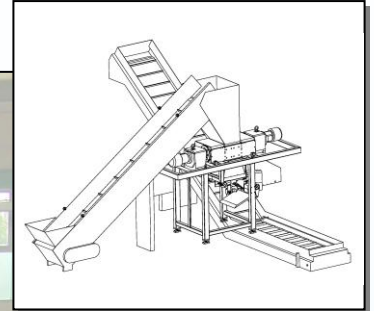


Chip Reducer / Shredder

Cutting units and shredding systems
for metal and plastic chips



Don Ruffles Limited - www.ShreddingMachines.co.uk +44 (0)845 5555 007





Outstanding technology and reliable concepts: we offer a fitting cutting system for each duty.

Whether a centralized or if a decentralized solution will be requested, cutting systems manufactured by JBF will be the essential part of a production management strategy of each production tool. Adapted to the according waste material and the requested throughput, they are an integral part of each production system with its specific needs. Sturdy design, long tool life and low maintenance and service effort enable outstanding efficiency and profitability.

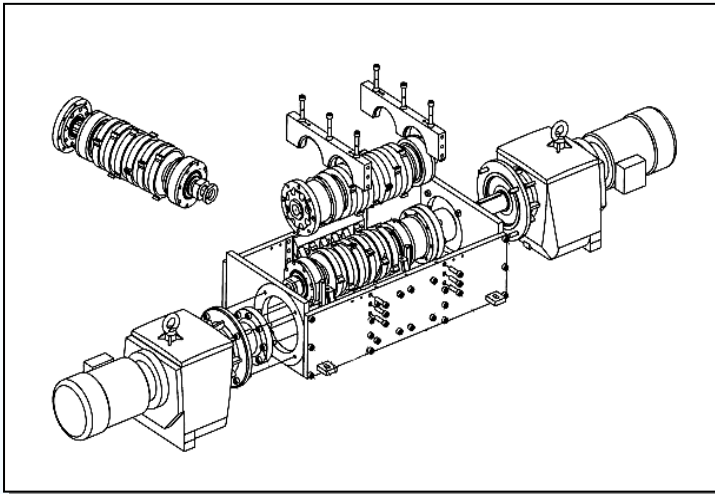
Slow-rotating cutting shafts and being integrated into a massive machine frame, effectuate a low-wear and low-noise operation.

Standard or customized collecting containers can be foreseen underneath the solid superstructure.



Depending on cutting material, planned throughput and final chip size, a fitting knife configuration will be provided.


Don Ruffles Limited - www.ShreddingMachines.co.uk +44 (0)845 5555 007



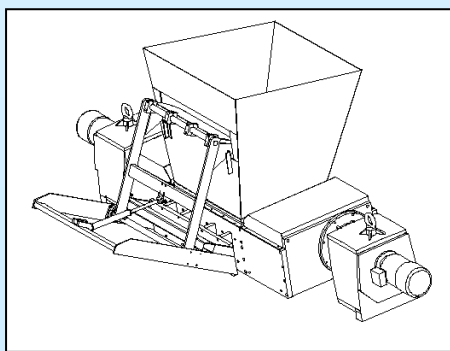
Enabling the lift-out of the entire cutting shafts, the divided frame of the cutting unit allows a fast exchange of the cutting unit, if requested.



An accurate classing of the cutting material can be enabled by installing a granulate screen underneath the cutting unit. The screen hole size will be adapted to the according request. Chips with screen size pass the sieve and fall into the deposit device, oversize chips get back to the cutting zone.



The operation panel at the electrical cabinet contents all relevant operation elements, which allow a reliable operation. The personnel security is assured by security switches on revision openings to prevent against unauthorized access into the cutting zone.



Inside the feeding funnel a mechanical, electromotive or hydraulic driven pushing device can be installed to enable a continuous operation even with problematic-to-handle cutting material.



TECHNICAL DATA:

		JBF 28/35	JBF 35/35	JBF 38/54	JBF 100/54
Size of cutting unit	mm approx..	280 x 345	355 x 345	380 x 536	1010 x 536
Knife width (standart / alt.)	mm	20 / 15 / 10 / 8 / 6	20 / 15	31 / 20	31
Drive (standard)	kW	2.2	2.2	7.5	7.5
Drive (alternative)	kW	3	3	4 / 9,2 / 15 / 18,4	4 / 9,2 / 15
Size (cutting unit + drive)	l x w x h mm approx.	790 x 400 x 660	870 x 400 x 660	1920 x 645 x 450	2450 x 635 x 450
Weight	kg approx.	250	275	870 / 1230 *)	1320
Chassis / frame (option)	for container/ltr.	240 / 360 / 1100	240 / 360 / 1100	1100	-

*) = Weight with 1 motor / with 2 motors

		JBF 54/60	JBF 100/60	JBF 90/90
Size of cutting unit	mm approx..	535 x 595	1010 x 595	890 x 890
Knife width (standart / alt.)	mm	20 / 25 / 41	40	40
Drive (standard)	kW	7.5	15	30
Drive (alternative)	kW	8 / 11 / 15 / 22	30	44 / 60
Size (cutting unit + drive)	l x w x h mm approx.	1890 x 660 x 450	3910 x 680 x 540	3385 x 1010 x 640
Weight	kg approx.	1100 / 1450 *)	1830	4950
Chassis / frame (option)	for container/ltr.	1100	-	-

*) = Weight with 1 motor / with 2 motors

Don Ruffles Limited - www.ShreddingMachines.co.uk +44 (0)845 5555 007