




# JBF

## Disintegrators





## Disintegrators



Model		DIS 23/15	DIS 41/20	DIS 41/26
Working width	mm	230	410	410
Rotor diameter	mm	150	200	260
Acceptable paper size	up to	DIN A4	DIN A3	DIN A3
Throughput in DIN 66399 level P3	approx. kg/h	80	240	440
Throughput in DIN 66399 level P5	approx. kg/h	60	170	320
Throughput in DIN 66399 level P6	approx. kg/h	50	150	275
Throughput in DIN 66399 level P7	approx. kg/h	40	130	210
Motor power	kW	4	7,5	11
Supply voltage*	V / Hz / Ph	400 / 50 / 3	400 / 50 / 3	400 / 50 / 3
Weight net	kg	230	615	770
Width	mm	650	880	880
Depth	mm	800	1.200	1.200
Height	mm	1.250	1.500	1.500
Sound level	dbA	> 100	> 100	> 100
Air system connecting piece Ø	mm	60	100	100

\* Other voltages are available upon request.

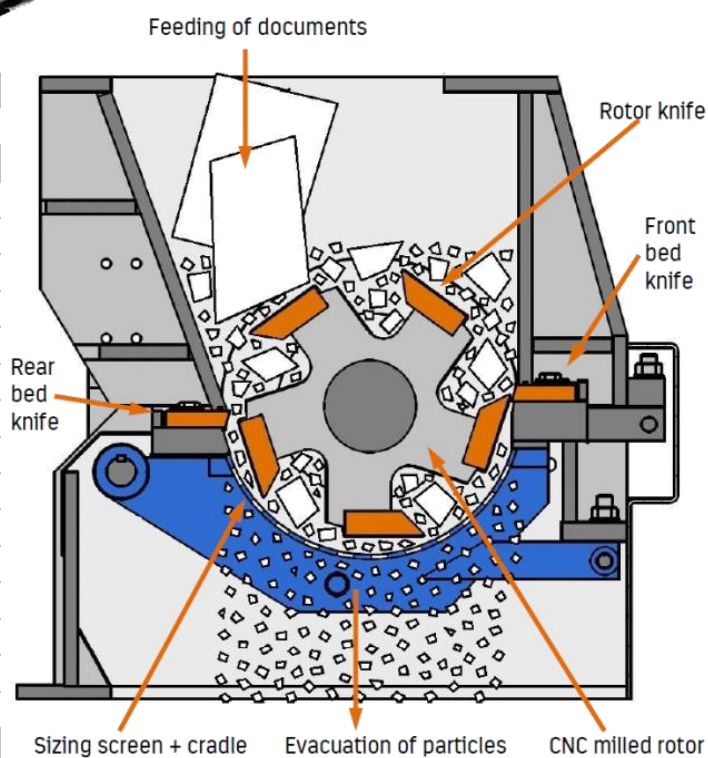
Subject to change without prior notice  
All values are approximate



## Disintegrators



DIS 45/30	DIS 60/30	DIS 100/60
450	600	1.000
300	300	600
DIN A2	DIN A1	DIN A0
560	750	2.000
400	530	1.400
340	450	1.200
260	350	930
30	30	75
400 / 50 / 3	400 / 50 / 3	400 / 50 / 3
2.400	2.600	7.200
1.150	1.300	1.700
1.600	1.600	2.100
2.500	2.500	3.250
~ 110	~ 110	~ 110
120	120	2 x 120







# Disintegrators

## Beneficial and proven technology



With the actual trend of increasing security requirements in industrial applications and established top security requirements at government entities and the security printing sector, documents need to be cut to tiny particles. Disintegrators are equipped with one cutting shaft, the so called rotor, and use the same rugged knives for all security levels. Between rotor knives (sitting on the rotor) and static bed knives (sitting in the chassis) the shredding material is cut into randomly sized pieces like in a chipper. A screen below the rotor keeps all shreds within the cutting chamber around the rotor until they are cut small enough to pass through the holes of the screen and drop into a hopper underneath the screen. Exchanging the screen with another one with different perforation allows to adapt the final shred size of a disintegrator within a few minutes time. Usually the shreds are vacuumed and transported by an air-system and collected in plastic bags or compressed in mobile compactors or briquetting presses. JBF Disintegrators are perfectly adapted for reliable and economic destruction of paper + plastic materials like paper documents, secure documents like passports or bank notes, magnetic media like plastic cards or floppy disks as well as optical media like CD's or DVD's.

## Perfect access

Having opened some screw joints, the upper chassis with feed hopper can be folded manually – or with hydraulic assistance at the larger models - to the rear. The superb **CenterfoldChassis** allows for unmatched access to all rotor- and bed-knives and the screen, providing for convenient, rapid and safe exchange of knives and screen.

## Solid drilled screens

Since screens can be exchanged on JBF Disintegrators within a few minutes time, they can be rapidly adapted to changing security requirements. For all JBF disintegrators screens with perforation for security levels 3 up to 7 according to DIN 66399 and the highest standard NSA-CSS 02-02 of the U.S. Government are available. For maximum throughput and durability, JBF **MaxiFlow Screens** are made from thick drilled (not punched) sheet steel with optimized mesh apertures and geometries.





## Disintegrators

### Tough and lasting knives

JBF **QuickSwap Technology** provides for convenient and rapid knife assembly and adjustment of the die clearance of the bed knives. Rotor knives need no adjustment, they are simply put against a bed stop and fixed with bolts.

All knives are made from high-quality hardened tooling steel. Their straight blade is very rugged and universally fits most applications and all security classes.

Worn or damaged knives can be conveniently unfastened and re-ground many times by local specialist workshops or in our factory.

### Precision-made rotors

Rotors are made from solid steel on high-precision CNC milling machines. Thus they are perfectly balanced and provide for smooth running at high speed. With their special layout and the carefully adapted cutting chamber, our rotors handle thick stacks of paper and other memory media.


The rotor design is based on **SDC** (SingleDiagonalCut) or **DDC** (DualDiagonalCut) **technology**, representing the most sophisticated knife layouts, excelling with smooth run, equal load level and low power consumption.

### Experience-based tool-kits

As an option, JBF offers tool-kits with high-quality tools. For each machine an individually combined kit is available, based upon our experience and input of our customers. Thus it is ensured, that from the first day of operation **important tools for regular maintenance and knife exchange** are available.

### Various feed hopper styles

For the smaller models JBF offers different hopper styles. For feeding of bulky materials like computer printout lists, key-tape canisters and the like the **standard hopper** with large feed throat is recommended. For processing of thinner stacks of paper and brittle material like CD's, DVD's, floppy disks or smart cards a **specially designed feed hopper** is available. Hoppers are bolted and thus can be exchanged easily when required.







## Disintegrators

### A match for each demand

The JBF disintegrator product line covers differing performance requirements and applications. 6 different models are available, ranging from DIS 23/15 for destruction of papers and CD's in the office up to DIS 100/60 for centralised destruction of large administrative buildings, barracks or production facilities. The JBF Disintegrator product line covers **DIN 66399 security levels 3 up to 7 and NSA-CSS 02-02** with throughput capacities between 40 and 2,000 kg/h.

### Adequate accessories

For processing of large quantities of thick material bundles and even complete ring binders, JBF expands the disintegrator with **feed conveyors, primary shredders and magnet separators**. In such combined systems, revolution speed sensing at main drives of primary shredder and disintegrator and dust-proof ultrasonic filling level sensors are connected to the **Siemens S7-1200 PLC control** for fully automated control of all components. In combination with a colour touch screen this control provides for a simple and convenient single-push-button-control for the operator and graphic display of function and r.p.m. of the main drives and actual status of the filling level sensors. Individually designed sound enclosures provide for a significant decrease of the sound level to comply with local health and safety regulations.

As an option, matching sound enclosures, vacuuming units or briquette baling presses are available for all models. Larger machines can be updated with PLC-controls with touch panel, customised feed conveyor belts, primary shredders and magnetic separators upon request.

### Carefully selected air systems

The air system has a huge impact on the productivity of the disintegrator. JBF offers a wide range of air systems, from price sensitive basic units for small stand-alone disintegrators up to highly sophisticated systems with fully automated compressed-air filter cleaning, air-lock for discharge of the shreds at no pressure and linking with further storage or compacting devices.





## Disintegrators

### Case study "Secure destruction of plastic military items"

Main components of this plant are a primary shredder JBF 150/90, two disintegrators JBF DIS 100/60 and two air systems JBF AS 750/300. Plastic material up to pallets of 120 x 80 cm are fed via a large feed conveyor to the primary shredder. Pre-shredded 60 mm wide strips are conveyed to a magnet separator for automatic extraction of ferrous metals. Then, the material flow is split into two lines, each existing of a metal detector for removal of non-ferrous contaminants, a large disintegrator for size reduction of the shreds and an air system for transport of the shreds to collecting bins. One master control panel with single-push-button-control for the whole plant provides for a fully automated destruction process. The whole plant transforms 5,000 kg/h plastic material to 100 mm<sup>2</sup> chips.



### Case study "Secure destruction of passports, banknotes, tax stamps"

Main components of this plant are a primary shredder JBF 54/60, a disintegrator JBF DIS 41/26, two air systems JBF AS 220/160 and a briquetting press JBF BP 11/20. Off-spec and excess material from passport, banknote and other valuables production is fed via a lockable feed conveyor to the primary shredder. Pre-shredded 40 mm wide strips are conveyed to the disintegrator for size reduction to tiny shreds. Polymer material is evacuated by an air system and collected in plastic bags. Paper / cotton based material is evacuated by another air system and compressed to solid briquettes. One master control panel with single-push-button-control provides for a fully automated destruction process. The whole plant transforms 250 kg/h material to 50 mm<sup>2</sup> chips.







## The JBF Group

JBF is a family-owned business located in Southern Germany with over 40 years of history. 60 employees develop and manufacture at two sites with together 11.000 m<sup>2</sup> production and storage area shredders, textile machines, winding machines, packaging machines and presses, which are sold via dealers and general agents world-wide. The group is formed by 3 companies:

- **JBF Maschinen GmbH:** since 1973 shredding machines and their plant engineering, winding machines and custom-built automation technology
- **Farger + Joosten Maschinenbau GmbH:** since 1979 "Multipower"-branded pneumo-hydraulic cylinders, power-intensifiers and custom-built pressing devices
- **C + L Textilmaschinen GmbH:** since 1949 sophisticated textile machinery like reeling, balling and steaming machines for fine and course yarns plus peripheral equipment like band making and packaging machines

A very high level of vertical integration with high precision turning lathes, milling machines, machining centers, grinding and honing machines, sheet steel cutting and bending equipment, paint shop and control panel construction provide for fast reactions in production and development of series and custom-built machines.

A considerable stock of raw materials, mechanical and electrical components and geared drives enables a flexible production of made-to-order machines and fast supply of spare parts, independent from availability on the market.



Issue 2022-05

JBF Maschinen GmbH



**Shredding  
Machines**.co.uk  
Powered by Don Ruffles

 **made  
in  
Germany**